

A yellow dump truck is shown from a side profile, tilted upwards as if dumping its load. The truck is filled with dark, rocky material. It is positioned on a dirt and gravel surface. The background is a dark, cloudy sky. The word 'TOLVR' is overlaid in large, white, bold, italicized letters across the middle of the image. The 'T' has a yellow triangle pointing downwards on its left side.

TOLVR



HIGH
PRODUCTION

COAL
CARGO CARRIER



CLASS
CONTRACTOR

TOLVR

ANY MAKE

ANY MODEL

ANY LOAD

KOMATSU

LIEBHERR

HITACHI

CATERPILLAR


CONTRACTOR CLASS TRAY – 100mT

TOLVR



- Our Contractor Class Tray design is specific to 100mt class trucks.
- Ultra light weight tray design, optimized for maximum payload.

CONTRACTOR CLASS TRAY - KEY FEATURES



Structural Beam design

Open beams allow for improved weld penetration, unobstructed visual inspection and no open voids collecting debris and corroding. Allows for repair to “as new” on structural joints.

Skeletal Frame

Provides load impact support to internal plates and allows for easier main plate replacement for extended tray life if desired.

Low profile tail

Improves berm clearance and reduces tail damage.

Tray resonance

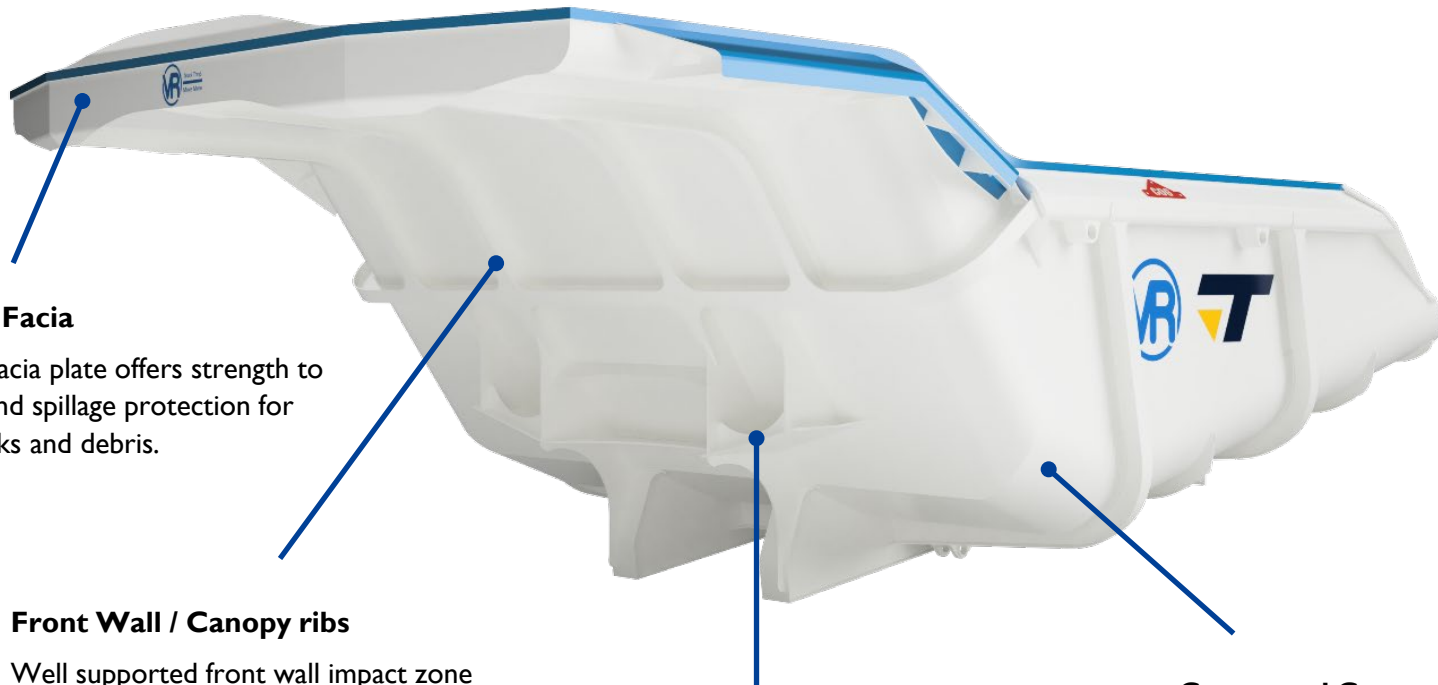
The tray is designed to reduce resonance with the chassis, in turn reducing chassis cracks associated with fatigue whilst running empty.

Tail Edge Protection

Solid steel edge support across entire width. Protects trailing edge of the floor plate from damage with limited to no maintenance required.

CONTRACTOR CLASS TRAY - KEY FEATURES

TOLVR



Canopy Facia

Pressed facia plate offers strength to canopy and spillage protection for stray rocks and debris.

Front Wall / Canopy ribs

Well supported front wall impact zone with continuous ribs reinforcing the front wall to canopy joint and providing exceptional support to overhanging canopy. Structural strength reduces risk in event of roll over.

Sloping Box

Open structure – no concealed welds, allows for easy inspection and maintenance if required.

Contoured Corners

Reduces overall tray weight and promotes material flow with reduced carryback.

CONTRACTOR CLASS TRAY - KEY FEATURES

TOLVR

Canopy upstand

Upstanding canopy edge designed to retain material overflow and reduce spillage over front or sides. Upstand height customised to customers preference.

Flat floor design

For optimal tray weight and material flow characteristics to suit the 100mt class truck chassis.

Rock Deflectors

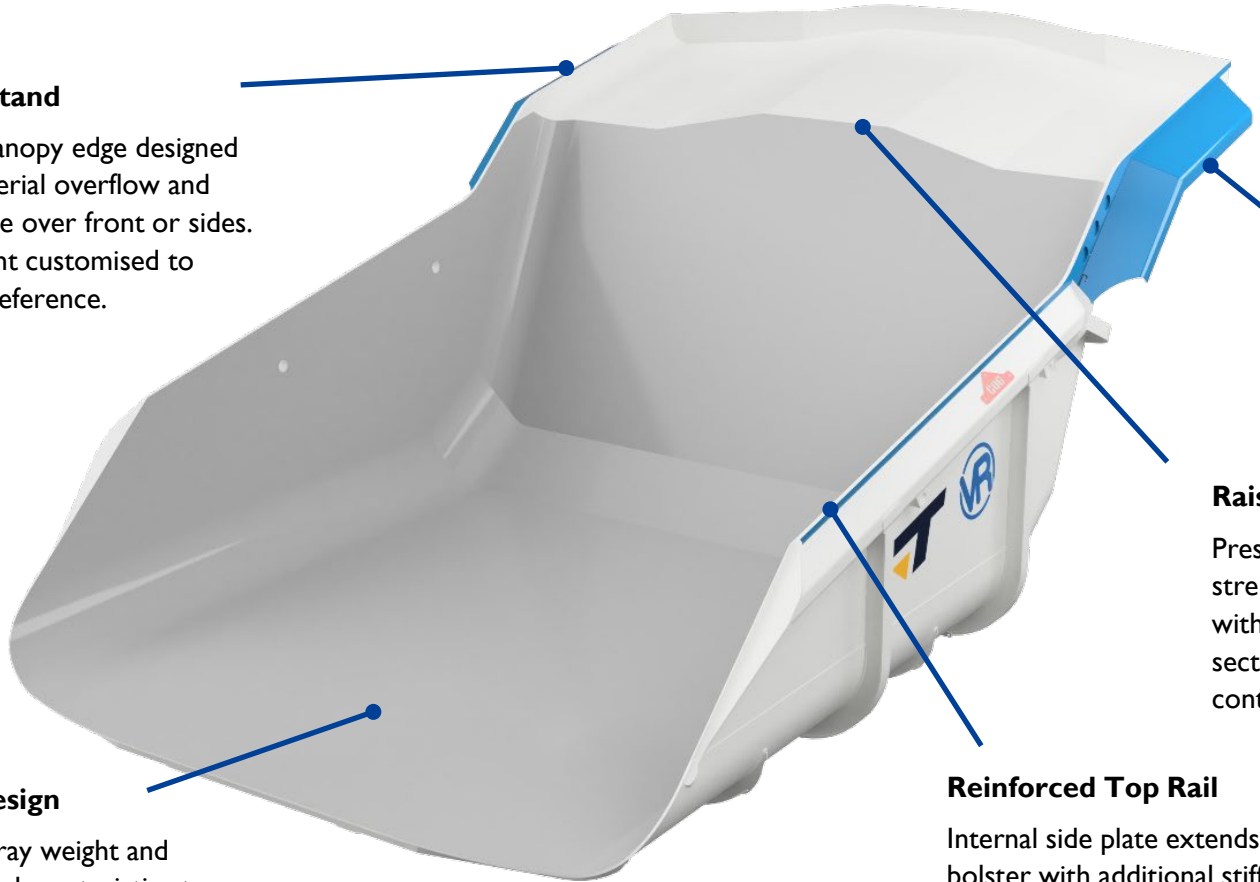
Wrapped canopy rock deflectors provide protection to cab, deck, and side mirrors.

Raised Canopy

Pressed plates add strength to the canopy with the raised center section following the load contour, reducing spillage.

Reinforced Top Rail

Internal side plate extends past top bolster with additional stiffener offering increased resistance to damage from rocks and loading tools.



DESIGN BENEFITS

- Lightest design weight in class
~12.7mT*
- Customisable plate package with
low, medium & heavy-duty variants
- Application specific floor layouts
- Designed to suit all loading tools
- Customisable paint options
- Reduced cost of ownership
- Designed to interface with OEM parts

* Final design weight subject to site specific
conditions, required life expectancy, etc

TOLVR



CONTACT US



TOLVR
AUSTRALIA

David Ayscough | davida@tolvr.com.au | +61 409 641 754
Brisbane CBD, QLD 4000

Paul Clarke | paulc@tolvr.com.au | +61 438 788 657
PO Box 1593, Melville South WA 6156

TOLVR
INDONESIA

Panji Kariyadi | panji@tolvr.co.id
+62 811 300 712 | +62 818 0824 7222

CIBIS Nine, 11th floor Jl. TB. Simatupang No.2
Cilandak Timur Jakarta Selatan, DKI Jakarta, 12560,
INDONESIA